

Chang International Circuit

# CLASSIFICATION

## PT GRAND PRIX OF THAILAND

### PRACTICE

#	Rider	Nation	Team	Motorcycle	Time	Lap Total	Gap	T. Speed
1	73 Alex MARQUEZ	SPA	BK8 Gresini Racing MotoGP	DUCATI	<b>1'29.020</b>	23 23		<b>337.5</b>
2	93 Marc MARQUEZ	SPA	Ducati Lenovo Team	DUCATI	<b>1'29.072</b>	26 26	0.052 0.052	<b>336.4</b>
3	37 Pedro ACOSTA	SPA	Red Bull KTM Factory Racing	KTM	<b>1'29.262</b>	22 23	0.242 0.190	<b>336.4</b>
4	72 Marco BEZZECCHI	ITA	Aprilia Racing	APRILIA	<b>1'29.267</b>	19 20	0.247 0.005	<b>338.5</b>
5	21 Franco MORBIDELLI	ITA	Pertamina Enduro VR46 Racing Team	DUCATI	<b>1'29.306</b>	22 25	0.286 0.039	<b>335.4</b>
6	36 Joan MIR	SPA	Honda HRC Castrol	HONDA	<b>1'29.398</b>	21 23	0.378 0.092	<b>332.3</b>
7	25 Raul FERNANDEZ	SPA	Trackhouse MotoGP Team	APRILIA	<b>1'29.462</b>	20 20	0.442 0.064	<b>334.3</b>
8	20 Fabio QUARTARARO	FRA	Monster Energy Yamaha MotoGP Team	YAMAHA	<b>1'29.485</b>	23 27	0.465 0.023	<b>335.4</b>
9	79 Ai OGURA	JPN	Trackhouse MotoGP Team	APRILIA	<b>1'29.597</b>	22 23	0.577 0.112	<b>335.4</b>
10	5 Johann ZARCO	FRA	CASTROL Honda LCR	HONDA	<b>1'29.608</b>	20 25	0.588 0.011	<b>333.3</b>
11	12 Maverick VIÑALES	SPA	Red Bull KTM Tech3	KTM	<b>1'29.681</b>	28 28	0.661 0.073	<b>337.5</b>
12	33 Brad BINDER	RSA	Red Bull KTM Factory Racing	KTM	<b>1'29.695</b>	21 26	0.675 0.014	<b>338.5</b>
13	63 Francesco BAGNAIA	ITA	Ducati Lenovo Team	DUCATI	<b>1'29.711</b>	18 23	0.691 0.016	<b>337.5</b>
14	43 Jack MILLER	AUS	Prima Pramac Yamaha MotoGP	YAMAHA	<b>1'29.746</b>	18 21	0.726 0.035	<b>334.3</b>
15	49 Fabio DI GIANNANTONIO	ITA	Pertamina Enduro VR46 Racing Team	DUCATI	<b>1'29.753</b>	21 21	0.733 0.007	<b>337.5</b>
16	10 Luca MARINI	ITA	Honda HRC Castrol	HONDA	<b>1'29.787</b>	21 26	0.767 0.034	<b>331.2</b>
17	42 Alex RINS	SPA	Monster Energy Yamaha MotoGP Team	YAMAHA	<b>1'29.982</b>	24 24	0.962 0.195	<b>335.4</b>
18	88 Miguel OLIVEIRA	POR	Prima Pramac Yamaha MotoGP	YAMAHA	<b>1'29.985</b>	23 24	0.965 0.003	<b>335.4</b>
19	23 Enea BASTIANINI	ITA	Red Bull KTM Tech3	KTM	<b>1'30.165</b>	21 21	1.145 0.180	<b>336.4</b>
20	54 Fermin ALDEGUER	SPA	BK8 Gresini Racing MotoGP	DUCATI	<b>1'30.269</b>	22 24	1.249 0.104	<b>336.4</b>
21	35 Somkiat CHANTRA	THA	IDEMITSU Honda LCR	HONDA	<b>1'30.286</b>	17 23	1.266 0.017	<b>333.3</b>
22	32 Lorenzo SAVADORI	ITA	Aprilia Racing	APRILIA	<b>1'31.024</b>	20 24	2.004 0.738	<b>335.4</b>

 Practice condition: **Dry**

Air: 36°

Humidity: 30%

Ground: 49°

<b>Fastest Lap:</b>	Lap: 23	<b>Alex MARQUEZ</b>	<b>1'29.020</b>	184.1 Km/h
<b>Best Race Lap:</b>	2023	<b>Marco BEZZECCHI</b>	<b>1'30.896</b>	180.3 Km/h
<b>All-Time Lap Record:</b>	2024	<b>Francesco BAGNAIA</b>	<b>1'28.700</b>	184.8 Km/h

The results are provisional until the end of the limit for protest and appeals.

Time limit for protest expires 60' after publication of the results - ..... Time: .....

**Thanavit THEARAKIT**
**16:23**

These data/results cannot be reproduced, stored and/or transmitted in whole or in part by any manner of electronic, mechanical, photocopying, recording, broadcasting or otherwise now known or herein after developed without the previous express consent by the copyright owner, except for reproduction in daily press and regular printed publications on sale to the public within 60 days of the event related to those data/results and always provided that copyright symbol appears together as follows below.

© DORNA, 2025

Official MotoGP Timing by

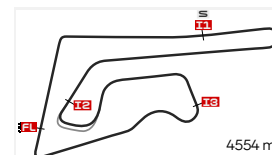
www.motogp.com

Buriram, Friday, February 28, 2025

# TOP SPEED & AVERAGE

## PT GRAND PRIX OF THAILAND

### PRACTICE



Chang International Circuit

#	Rider	Nation	Motorcycle	Top 5 speeds					Average	Top
33	<b>Brad BINDER</b>	RSA	KTM	338.5	338.5	337.5	336.4	336.4	337.2	<b>338.5</b>
72	<b>Marco BEZZECCHI</b>	ITA	APRILIA	338.5	337.5	335.4	334.3	334.3	335.7	<b>338.5</b>
12	<b>Maverick VIÑALES</b>	SPA	KTM	337.5	337.5	336.4	336.4	335.4	336.4	<b>337.5</b>
49	<b>Fabio DI GIANNANTONIO</b>	ITA	DUCATI	337.5	337.5	337.5	335.4	334.3	335.5	<b>337.5</b>
63	<b>Francesco BAGNAIA</b>	ITA	DUCATI	337.5	337.5	336.4	336.4	335.4	336.1	<b>337.5</b>
73	<b>Alex MARQUEZ</b>	SPA	DUCATI	337.5	336.4	335.4	334.3	334.3	335.6	<b>337.5</b>
23	<b>Enea BASTIANINI</b>	ITA	KTM	336.4	336.4	335.4	334.3	334.3	335.2	<b>336.4</b>
37	<b>Pedro ACOSTA</b>	SPA	KTM	336.4	335.4	335.4	335.4	335.4	335.6	<b>336.4</b>
54	<b>Fermin ALDEGUER</b>	SPA	DUCATI	336.4	335.4	333.3	333.3	333.3	334.3	<b>336.4</b>
93	<b>Marc MARQUEZ</b>	SPA	DUCATI	336.4	336.4	336.4	334.3	334.3	335.2	<b>336.4</b>
20	<b>Fabio QUARTARARO</b>	FRA	YAMAHA	335.4	334.3	334.3	333.3	333.3	333.7	<b>335.4</b>
21	<b>Franco MORBIDELLI</b>	ITA	DUCATI	335.4	334.3	332.3	332.3	332.3	333.3	<b>335.4</b>
32	<b>Lorenzo SAVADORI</b>	ITA	APRILIA	335.4	334.3	334.3	331.2	330.2	333.1	<b>335.4</b>
42	<b>Alex RINS</b>	SPA	YAMAHA	335.4	334.3	334.3	330.2	329.2	332.7	<b>335.4</b>
79	<b>Ai OGURA</b>	JPN	APRILIA	335.4	335.4	335.4	334.3	333.3	334.8	<b>335.4</b>
88	<b>Miguel OLIVEIRA</b>	POR	YAMAHA	335.4	334.3	334.3	333.3	333.3	334.1	<b>335.4</b>
25	<b>Raul FERNANDEZ</b>	SPA	APRILIA	334.3	334.3	332.3	330.2	329.2	331.6	<b>334.3</b>
43	<b>Jack MILLER</b>	AUS	YAMAHA	334.3	334.3	333.3	333.3	332.3	333.3	<b>334.3</b>
5	<b>Johann ZARCO</b>	FRA	HONDA	333.3	332.3	332.3	331.2	330.2	331.6	<b>333.3</b>
35	<b>Somkiat CHANTRA</b>	THA	HONDA	333.3	333.3	332.3	332.3	331.2	332.1	<b>333.3</b>
36	<b>Joan MIR</b>	SPA	HONDA	332.3	332.3	332.3	331.2	330.2	331.4	<b>332.3</b>
10	<b>Luca MARINI</b>	ITA	HONDA	331.2	329.2	329.2	328.2	327.2	328.5	<b>331.2</b>

These data/results cannot be reproduced, stored and/or transmitted in whole or in part by any manner of electronic, mechanical, photocopying, recording, broadcasting or otherwise now known or herein after developed without the previous express consent by the copyright owner, except for reproduction in daily press and regular printed publications on sale to the public within 60 days of the event related to those data/results and always provided that copyright symbol appears together as follows below.

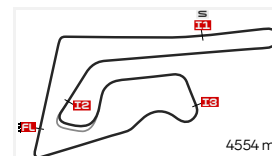
© DORNA, 2025

Official MotoGP Timing by [www.motogp.com](http://www.motogp.com)

Buriram, Friday, February 28, 2025

# CHRONOLOGICAL ANALYSIS OF PERFORMANCES

## PT GRAND PRIX OF THAILAND PRACTICE



Chang International Circuit

\* Lap / Sector time cancelled

P Crossing the finish line in pit lane

\*\* Tyre data subject to further updates

**T1** Time from finish line to 1st intermediate

**T2** Time from 1st intermed. to 2nd intermed.

**T3** Time from 2nd intermed. to 3rd intermed.

**T4** Time from 3rd intermediate to finish line

Lap	Lap Time	T1	T2	T3	T4	Speed	Lap	Lap Time	T1	T2	T3	T4	Speed		
<b>1st</b>	<b>73</b>	<b>Alex MARQUEZ</b>		DUCATI		SPA	3	<b>1'30.044</b>	18.547	25.612	22.848	23.037	333.3		
		BK8 Gresini Racing MotoGP					4	<b>1'30.132</b>	18.432	25.686	22.916	23.098	334.3		
		Runs=4	Total laps=23	Full laps=16	Valid laps=13		5	1'30.060 *	18.469	25.656	22.812	23.123 *	334.3		
Run #	1	Front Tyre	Slick-Soft	Rear Tyre	Slick-Soft		6	1'46.115	P	18.590	25.811	24.003	37.711	333.3	
		New Tyre		New Tyre											
1	2'08.915	18.310	29.862	24.858	24.065	228.3	Run #	2	Front Tyre	Slick-Hard	Rear Tyre	Slick-Soft			
2	<b>1'31.417</b>	18.695	26.102	23.271	23.349	329.2			New Tyre		6 Laps at start				
3	<b>1'30.309</b>	18.470	25.750	22.900	23.189	332.3	7	6'59.293	16.137	27.305	24.003	23.678	308.5		
4	1'30.266 *	18.481 *	25.762	22.862	23.161	332.3	8	<b>1'30.960</b>	18.548	26.191	23.102	23.119	332.3		
5	<b>1'30.173</b>	18.416	25.791	22.818	23.148	332.3	9	<b>1'29.850</b>	18.468	25.584	22.754	23.044	333.3		
6	<b>1'30.326</b>	18.431	25.880	22.728	23.287	333.3	10	<b>1'29.966</b>	18.477	25.709	22.760	23.020	334.3		
7	<b>1'30.205</b>	18.431	25.898	22.803	23.073	334.3	11	<b>1'32.764</b>	18.489	25.623	24.266	24.386	333.3		
8	1'30.404 *	18.457	25.731	22.799	23.417 *	332.3	12	<b>1'30.093</b>	18.432	25.608	22.865	23.188	334.3		
9	<b>1'30.493</b>	18.606	25.798	22.875	23.214	329.2	13	1'46.219 P	18.530	26.624	24.067	36.998	326.2		
10	1'48.854 P	20.001	26.778	24.137	37.938	308.5		Run #	3	Front Tyre	Slick-Hard	Rear Tyre	Slick-Medium		
Run #	2	Front Tyre	Slick-Soft	Rear Tyre	Slick-Soft				7 Laps at start		New Tyre				
		10 Laps at start		10 Laps at start			14	6'09.820	17.529	28.273	24.093	23.705	305.0		
11	11'51.966	18.278	31.009	24.270	24.093	216.0	15	<b>1'31.159</b>	18.619	25.982	23.250	23.308	331.2		
12	<b>1'31.229</b>	18.697	25.941	23.155	23.436	331.2	16	<b>1'29.934</b>	18.414	25.509	22.892	23.119	331.2		
13	<b>1'30.633</b>	18.509	25.900	22.977	23.247	331.2	17	<b>1'29.988</b>	18.466	25.540	22.918	23.064	333.3		
14	<b>1'30.667</b>	18.537	25.853	22.976	23.301	331.2	18	1'45.885 P	18.517	25.745	24.115	37.508	333.3		
15	1'50.717 P	18.618	25.944	27.574	38.581	331.2		Run #	4	Front Tyre	Slick-Soft	Rear Tyre	Slick-Soft		
Run #	3	Front Tyre	Slick-Soft	Rear Tyre	Slick-Soft				New Tyre		New Tyre				
		New Tyre		New Tyre			19	7'19.053	15.452	27.362	23.713	23.664	311.2		
16	12'15.177	15.509	27.085	23.955	24.357	284.9	20	<b>1'29.374</b>	18.384	25.355	22.718	22.917	333.3		
17	<b>1'29.559</b>	18.454	25.687	22.606	22.812	335.4	21	<b>1'29.197</b>	18.354	25.352	22.621	22.870	336.4		
18	<b>1'29.400</b>	18.196	25.494	22.618	23.092	337.5	22	1'48.276 P	19.195	27.484	24.040	37.557	330.2		
19	1'47.666 P	19.225	26.842	23.747	37.852	328.2		Run #	5	Front Tyre	Slick-Soft	Rear Tyre	Slick-Soft		
Run #	4	Front Tyre	Slick-Soft	Rear Tyre	Slick-Soft				4 Laps at start		New Tyre				
		4 Laps at start		New Tyre			23	5'22.237	15.946	26.679	23.558	23.416	318.5		
20	5'05.211	16.517	27.182	23.408	23.713	297.5	24	<b>1'29.838</b>	18.355	25.496	22.679	23.308	333.3		
21	<b>1'29.331</b>	18.356	25.520	22.577	22.878	334.3	25	1'28.891 *	18.217	25.305 *	22.554	22.815	336.4		
22	1'33.750 *	18.269	28.543 *	23.809	23.129	336.4	26	<b>1'29.072</b>	18.227	25.365	22.531	22.949	336.4		
23	<b>1'29.020</b>	18.221	25.392	22.457	22.950	333.3									

**2nd** **93** **Marc MARQUEZ** DUCATI SPA

Ducati Lenovo Team

Runs=5 Total laps=26 Full laps=17 Valid laps=15

Run #	1	Front Tyre	Slick-Soft	Rear Tyre	Slick-Soft	
		New Tyre		New Tyre		
1	2'36.062	17.189	28.917	24.286	23.781	251.1
2	<b>1'31.502</b>	18.608	26.078	23.375	23.441	333.3

**3rd** **37** **Pedro ACOSTA** KTM SPA

Red Bull KTM Factory Racing

Runs=4 Total laps=23 Full laps=16 Valid laps=15

Run #	1	Front Tyre	Slick-Soft	Rear Tyre	Slick-Medium	
		New Tyre		New Tyre		
1	1'58.156	16.148	28.185	24.200	23.805	268.6
2	<b>1'32.206</b>	18.595	27.085	23.284	23.242	336.4
3	<b>1'30.372</b>	18.552	25.861	22.926	23.033	334.3
4	<b>1'30.059</b>	18.417	25.695	22.900	23.047	334.3
5	<b>1'30.349</b>	18.554	25.951	22.883	22.961	331.2

**Fastest Lap:** Alex MARQUEZ BK8 Gresini Racina Mot SPA **1'29.020** 18.221 25.392 22.457 22.950

These data/results cannot be reproduced, stored and/or transmitted in whole or in part by any manner of electronic, mechanical, photocopying, recording, broadcasting or otherwise now known or herein after developed without the previous express consent by the copyright owner, except for reproduction in daily press and regular printed publications on sale to the public within 60 days of the event related to those data/results and always provided that copyright symbol appears together as follows below.

© DORNA, 2025

Official MotoGP Timing by

www.motogp.com

Buriram, Friday, February 28, 2025

Page 1 of 8

Practice

MotoGP™

Lap	Lap Time	T1	T2	T3	T4	Speed
6	<b>1'30.085</b>	18.458	25.841	22.832	22.954	333.3
7	<b>1'30.039</b>	18.531	25.707	22.785	23.016	333.3
8	1'49.776 P	20.811	29.360	23.867	35.738	294.2
Run #	2	Front Tyre	Slick-Soft	Rear Tyre	Slick-Medium	
		8 Laps at start		8 Laps at start		
9	12'20.483	15.499	27.155	24.501	23.616	315.7
10	<b>1'30.957</b>	18.767	25.717	23.310	23.163	332.3
11	<b>1'30.438</b>	18.611	25.720	22.896	23.211	334.3
12	<b>1'30.232</b>	18.518	25.757	22.892	23.065	334.3
13	<b>1'30.377</b>	18.535	25.690	23.053	23.099	335.4
14	<b>1'30.525</b>	18.505	25.787	22.892	23.341	333.3
15	1'48.598 P	19.994	27.238	24.125	37.241	291.1
Run #	3	Front Tyre	Slick-Hard	Rear Tyre	Slick-Soft	
		New Tyre		New Tyre		
16	11'08.628	16.965	27.561	24.252	23.263	300.8
17	<b>1'29.509</b>	18.377	25.495	22.698	22.939	335.4
18	<b>1'29.498</b>	18.426	25.471	22.729	22.872	335.4
19	<b>1'29.531</b>	18.367	25.470	22.737	22.957	335.4
20	1'46.965 P	19.118	26.642	23.894	37.311	328.2
Run #	4	Front Tyre	Slick-Soft	Rear Tyre	Slick-Soft	
		New Tyre		New Tyre		
21	5'20.344	15.496	26.951	23.476	23.115	326.2
22	<b>1'29.262</b>	18.393	25.386	22.617	22.866	335.4
23	1'29.205 *	18.283	25.512 *	22.611	22.799	333.3

**4th 72** **Marco BEZZECCHI** APRILIA ITA  
Aprilia Racing

Runs=4 Total laps=20 Full laps=13 Valid laps=13

Run #	1	Front Tyre	Slick-Hard	Rear Tyre	Slick-Soft	
		New Tyre		New Tyre		
1	1'55.756	17.141	28.520	24.249	23.820	284.9
2	<b>1'36.171</b>	18.846	27.250	26.611	23.464	328.2
3	<b>1'30.534</b>	18.692	25.866	22.859	23.117	332.3
4	<b>1'30.454</b>	18.594	25.833	22.895	23.132	329.2
5	<b>1'31.425</b>	18.711	26.073	23.235	23.406	324.3
6	<b>1'30.535</b>	18.667	25.772	22.863	23.233	323.3
7	1'49.567 P	18.848	29.007	23.596	38.116	317.6
Run #	2	Front Tyre	Slick-Hard	Rear Tyre	Slick-Soft	
		7 Laps at start		7 Laps at start		
8	9'03.500	15.798	26.929	23.688	23.504	305.9
9	<b>1'30.740</b>	18.645	25.834	23.079	23.182	330.2
10	<b>1'30.541</b>	18.501	25.760	23.013	23.267	331.2
11	<b>1'30.398</b>	18.537	25.686	22.921	23.254	332.3
12	<b>1'35.546</b>	19.968	27.608	24.212	23.758	325.3
13	1'44.934 P	18.577	25.880	22.986	37.491	334.3
Run #	3	Front Tyre	Slick-Soft	Rear Tyre	Slick-Soft	
		New Tyre		New Tyre		
14	16'42.916	16.093	27.031	23.377	23.289	328.2
15	<b>1'32.357</b>	18.410	26.281	24.102	23.564	334.3
16	<b>1'35.114</b>	18.349	30.458	22.924	23.383	335.4
17	1'44.649 P	18.480	25.572	22.950	37.647	337.5
Run #	4	Front Tyre	Slick-Soft	Rear Tyre	Slick-Soft	
		4 Laps at start		New Tyre		
18	4'19.840	15.352	26.498	23.231	23.215	333.3
19	<b>1'29.267</b>	18.315	25.425	22.661	22.866	334.3

**Fastest Lap:** Alex MARQUEZ BK8 Gresini Racina Mot SPA **1'29.020** 18.221 25.392 22.457 22.950

Lap	Lap Time	T1	T2	T3	T4	Speed
20	<b>1'34.701</b>	19.977	28.073	23.520	23.131	283.4
	unfinished	18.303				338.5

**5th 21** **Franco MORBIDELLI** DUCATI ITA  
Pertamina Enduro VR46 Racing Team

Runs=4 Total laps=25 Full laps=18 Valid laps=16

Run #	1	Front Tyre	Slick-Hard	Rear Tyre	Slick-Soft	
		New Tyre		New Tyre		
1	2'30.970	17.806	30.514	25.096	24.165	262.7
2	<b>1'31.462</b>	18.686	26.215	23.285	23.276	331.2
3	<b>1'30.684</b>	18.584	26.061	22.950	23.089	329.2
4	<b>1'36.002</b>	18.429	29.460	24.791	23.322	332.3
5	1'30.300 *	18.495	25.834	22.778	23.193 *	330.2
6	<b>1'30.271</b>	18.561	25.771	22.773	23.166	331.2
7	<b>1'42.650</b>	24.612	30.626	23.788	23.624	225.4
8	<b>1'30.128</b>	18.477	25.786	22.731	23.134	329.2
9	<b>1'40.614</b>	21.743	29.183	25.316	24.372	227.8
10	1'45.786 P	18.563	25.624	22.801	38.798	328.2
Run #	2	Front Tyre	Slick-Hard	Rear Tyre	Slick-Soft	
		10 Laps at start		10 Laps at start		
11	9'45.726	17.786	28.105	23.924	23.652	296.7
12	<b>1'36.289</b>	18.676	27.107	26.306	24.200	329.2
13	<b>1'30.732</b>	18.516	25.790	23.049	23.377	331.2
14	<b>1'37.752</b>	18.591	26.045	26.439	26.677	330.2
15	<b>1'34.431</b>	18.597	27.887	24.268	23.679	331.2
16	<b>1'30.900</b>	18.571	25.946	23.037	23.346	331.2
17	1'57.991 P	26.406	28.945	24.637	38.003	226.4
Run #	3	Front Tyre	Slick-Hard	Rear Tyre	Slick-Soft	
		New Tyre		New Tyre		
18	9'47.504	16.070	26.838	23.606	23.186	319.5
19	<b>1'29.569</b>	18.411	25.496	22.719	22.943	331.2
20	1'52.614 P	18.406	26.028	28.023	40.157	334.3
Run #	4	Front Tyre	Slick-Hard	Rear Tyre	Slick-Soft	
		3 Laps at start		New Tyre		
21	4'34.826	16.173	26.513	23.157	23.034	323.3
22	<b>1'29.306</b>	18.296	25.567	22.563	22.880	331.2
23	<b>1'55.598</b>	18.407	25.440	47.875	23.876	332.3
24	1'44.245 *	18.311 *	36.032 *	25.764	24.138	335.4
25	<b>1'47.326</b>	18.198	26.131	31.227	31.770	332.3

**6th 36** **Joan MIR** HONDA SPA  
Honda HRC Castrol

Runs=5 Total laps=23 Full laps=14 Valid laps=12

Run #	1	Front Tyre	Slick-Hard	Rear Tyre	Slick-Soft	
		New Tyre		New Tyre		
1	2'29.939	16.602	28.014	24.055	24.178	287.2
2	<b>1'31.109</b>	18.662	25.941	23.298	23.208	329.2
3	<b>1'30.063</b>	18.447	25.785	22.865	22.966	330.2
4	<b>1'30.104</b>	18.427	25.764	22.810	23.103	332.3
5	1'30.281 *	18.538	25.735	22.867	23.141 *	331.2
6	1'49.598 P	19.830	27.526	24.060	38.182	288.0
Run #	2	Front Tyre	Slick-Hard	Rear Tyre	Slick-Soft	
		6 Laps at start		6 Laps at start		
7	9'28.172	16.083	27.378	23.627	23.383	300.8
8	<b>1'30.256</b>	18.517	25.835	22.914	22.990	328.2
9	<b>1'30.386</b>	18.538	25.787	22.831	23.230	328.2

These data/results cannot be reproduced, stored and/or transmitted in whole or in part by any manner of electronic, mechanical, photocopying, recording, broadcasting or otherwise now known or herein after developed without the previous express consent by the copyright owner, except for reproduction in daily press and regular printed publications on sale to the public within 60 days of the event related to those data/results and always provided that copyright symbol appears together as follows below.

© DORNA, 2025

Official MotoGP Timing by TISSOT

www.motogp.com

Buriram, Friday, February 28, 2025

Page 2 of 8



Practice

MotoGP™

Lap	Lap Time	T1	T2	T3	T4	Speed
10	<b>1'30.240</b>	18.545	25.656	22.823	23.216	329.2
11	1'48.568 P	18.591	26.048	23.292	40.637	328.2
Run #	3	Front Tyre	Slick-Hard	Rear Tyre	Slick-Soft	
		11 Laps at start		11 Laps at start		
12	11'21.542	16.084	26.872	23.422	23.464	303.3
13	<b>1'31.013</b>	18.675	25.963	23.048	23.327	327.2
14	<b>1'30.761</b>	18.658	25.805	23.009	23.289	327.2
15	1'54.465 P	18.736	31.343	25.323	39.063	326.2
Run #	4	Front Tyre	Slick-Soft	Rear Tyre	Slick-Soft	
		New Tyre		New Tyre		
16	5'51.203	16.080	26.653	23.185	23.240	317.6
17	<b>1'29.648</b>	18.413	25.601	22.700	22.934	332.3
18	<b>1'29.500</b>	18.391	25.501	22.667	22.941	332.3
19	1'52.592 P	20.078	28.208	24.820	39.486	284.2
Run #	5	Front Tyre	Slick-Soft	Rear Tyre	Slick-Soft	
		New Tyre		New Tyre		
20	2'48.209	15.924	26.764	23.045	23.110	310.3
21	<b>1'29.398</b>	18.453	25.413	22.686	22.846	330.2
22	1'42.273 *	18.471	35.844 *	24.299	23.659	323.3
23	<b>1'46.250</b>	18.340	32.148	30.123	25.639	315.7

Lap	Lap Time	T1	T2	T3	T4	Speed
<b>8th</b>	<b>20</b>	<b>Fabio QUARTARARO</b>		YAMAHA	FRA	
		Monster Energy Yamaha MotoGP Team				
		Runs=4	Total laps=27	Full laps=20	Valid laps=18	
Run #	1	Front Tyre	Slick-Hard	Rear Tyre	Slick-Soft	
		5 Laps at start			5 Laps at start	
1	2'36.376	15.896	28.609	24.962	25.258	310.3
2	<b>1'32.185</b>	18.876	26.390	23.467	23.452	332.3
3	<b>1'31.009</b>	18.543	26.105	23.171	23.190	333.3
4	<b>1'37.375</b>	18.526	30.316	24.074	24.459	333.3
5	1'31.148 *	18.607	26.035	23.138	23.368 *	331.2
6	<b>1'30.961</b>	18.635	25.970	23.012	23.344	333.3
7	<b>1'30.866</b>	18.560	25.868	23.138	23.300	332.3
8	1'50.561 P	18.629	25.883	26.744	39.305	330.2

Run #	1	Front Tyre	Slick-Soft	Rear Tyre	Slick-Soft	
		New Tyre		New Tyre		
1	2'37.718	16.402	29.041	24.093	25.055	257.1
2	<b>1'34.421</b>	18.877	28.200	23.440	23.904	330.2
3	<b>1'30.975</b>	18.776	26.011	22.878	23.310	328.2
4	<b>1'30.641</b>	18.571	26.025	22.774	23.271	329.2
5	1'30.872 *	18.674	25.954	22.826	23.418 *	327.2
6	<b>1'30.987</b>	18.665	25.919	22.903	23.500	329.2
7	<b>1'41.314</b>	25.065	28.364	23.915	23.970	203.3
8	<b>1'30.630</b>	18.577	25.971	22.769	23.313	328.2
9	1'47.412 P	19.437	27.255	23.783	36.937	304.2
Run #	2	Front Tyre	Slick-Hard	Rear Tyre	Slick-Soft	
		New Tyre		9 Laps at start		
10	12'21.678	16.207	27.746	23.944	24.095	314.8
11	1'54.578 P	25.056	27.172	23.801	38.549	274.1

Run #	2	Front Tyre	Slick-Hard	Rear Tyre	Slick-Medium	
		13 Laps at start			New Tyre	
9	9'38.285	15.907	27.263	23.964	23.479	314.8
10	<b>1'30.845</b>	18.462	25.839	23.187	23.357	332.3
11	<b>1'30.393</b>	18.496	25.699	23.087	23.111	333.3
12	<b>1'37.992</b>	18.517	31.633	24.403	23.439	333.3
13	<b>1'30.249</b>	18.379	25.699	23.085	23.086	333.3
14	<b>1'30.280</b>	18.461	25.665	23.002	23.152	331.2
15	<b>1'38.157</b>	18.404	27.097	28.714	23.942	331.2
16	<b>1'30.480</b>	18.520	25.753	23.012	23.195	329.2
17	1'51.174 P	20.140	28.555	24.983	37.496	258.3

7th	25	<b>Raul FERNANDEZ</b>		APRILIA	SPA	
		Trackhouse MotoGP Team				
		Runs=5	Total laps=20	Full laps=11	Valid laps=8	
Run #	1	Front Tyre	Slick-Soft	Rear Tyre	Slick-Soft	
		New Tyre		New Tyre		
18	10'01.658	15.959	27.625	23.726	23.574	305.0
13	1'46.690 P	18.896	26.189	23.821	37.784	324.3
Run #	3	Front Tyre	Slick-Hard	Rear Tyre	Slick-Soft	
		2 Laps at start		11 Laps at start		
Run #	4	Front Tyre	Slick-Soft	Rear Tyre	Slick-Soft	
		New Tyre		New Tyre		
14	7'47.560	15.647	27.382	23.671	23.606	307.6
15	1'30.423 *	18.541	25.651	22.687	23.544 *	332.3
16	1'53.671 P	23.706	27.775	24.184	38.006	326.2
Run #	5	Front Tyre	Slick-Soft	Rear Tyre	Slick-Soft	
		3 Laps at start		New Tyre		
17	3'47.540	15.204	27.083	23.242	23.229	304.2
18	<b>1'30.498</b>	18.497	25.527	22.791	23.683	334.3
19	1'32.261 *	18.836	26.719 *	23.418	23.288	319.5
20	<b>1'29.462</b>	18.314	25.572	22.608	22.968	334.3

Run #	3	Front Tyre	Slick-Soft	Rear Tyre	Slick-Soft	
		New Tyre		New Tyre		
18	9'11.099	15.592	26.961	23.740	23.546	328.2
19	<b>1'29.846</b>	18.323	25.600	22.798	23.125	334.3
20	<b>1'29.695</b>	18.360	25.617	22.758	22.960	335.4
21	1'53.289 P	21.560	28.428	26.085	37.216	324.3
Run #	4	Front Tyre	Slick-Soft	Rear Tyre	Slick-Soft	
		4 Laps at start		New Tyre		
22	3'45.601	15.956	26.739	23.607	23.414	322.3
23	<b>1'29.485</b>	18.339	25.598	22.698	22.850	331.2
24	<b>1'34.645</b>	18.483	29.339	23.344	23.479	333.3
25	<b>1'29.855</b>	18.339	25.661	22.816	23.039	334.3
26	1'37.704 *	18.436	30.275 *	24.133	24.860	312.1
27	<b>1'40.674</b>	18.767	31.340	24.549	26.018	287.2

9th	79	<b>Ai OGURA</b>		APRILIA	JPN	
		Trackhouse MotoGP Team				
		Runs=5	Total laps=23	Full laps=14	Valid laps=11	
Run #	1	Front Tyre	Slick-Soft	Rear Tyre	Slick-Soft	
		5 Laps at start			New Tyre	
7	8'41.411	17.133	27.436	24.052	23.654	314.8
8	<b>1'31.189</b>	18.782	25.904	23.035	23.468	327.2
9	<b>1'30.614</b>	18.733	25.823	22.933	23.125	327.2
Run #	2	Front Tyre	Slick-Soft	Rear Tyre	Slick-Soft	
		11 Laps at start			6 Laps at start	

<b>Fastest Lap:</b>	Alex MARQUEZ	BK8 Gresini Racina Mot	SPA	<b>1'29.020</b>	18.221	25.392	22.457	22.950
---------------------	--------------	------------------------	-----	-----------------	--------	--------	--------	--------

These data/results cannot be reproduced, stored and/or transmitted in whole or in part by any manner of electronic, mechanical, photocopying, recording, broadcasting or otherwise now known or herein after developed without the previous express consent by the copyright owner, except for reproduction in daily press and regular printed publications on sale to the public within 60 days of the event related to those data/results and always provided that copyright symbol appears together as follows below.

Practice

MotoGP™

Lap	Lap Time	T1	T2	T3	T4	Speed
10	<b>1'31.451</b>	18.641	26.149	23.217	23.444	327.2
11	<b>1'31.113</b>	18.678	25.835	23.161	23.439	328.2
12	1'55.055 P	19.901	30.740	24.122	40.292	314.8
Run #	3	Front Tyre	Slick-Hard	Rear Tyre	Slick-Soft	
		New Tyre		12 Laps at start		
13	10'20.506	19.355	27.256	24.112	23.813	314.8
14	<b>1'31.608</b>	18.874	26.025	23.264	23.445	326.2
15	<b>1'31.252</b>	18.769	25.953	23.221	23.309	328.2
16	1'46.836 P	18.761	25.893	23.274	38.908	329.2
Run #	4	Front Tyre	Slick-Soft	Rear Tyre	Slick-Soft	
		New Tyre		New Tyre		
17	7'27.854	18.218	26.654	23.472	23.572	313.0
18	<b>1'29.716</b>	18.473	25.391	22.784	23.068	335.4
19	<b>1'29.844</b>	18.531	25.514	22.802	22.997	333.3
20	1'43.770 P	18.581	26.119	23.285	35.785	331.2
Run #	5	Front Tyre	Slick-Soft	Rear Tyre	Slick-Soft	
		4 Laps at start		New Tyre		
21	3'05.821	16.237	30.964	23.517	23.123	324.3
22	<b>1'29.597</b>	18.396	25.379	22.728	23.094	335.4
23	1'33.966 *	18.350	28.655 *	23.309	23.652	335.4

10th	5	Johann ZARCO	HONDA	FRA
		CASTROL Honda LCR		
		Runs=5	Total laps=25	Full laps=16 Valid laps=13
Run #	1	Front Tyre	Slick-Hard	Rear Tyre Slick-Medium
		New Tyre		New Tyre
1	2'10.483	16.391	28.523	24.436 23.645 272.7
2	<b>1'30.484</b>	18.515	25.991	22.932 23.046 331.2
3	<b>1'33.329</b>	18.464	27.968	23.593 23.304 332.3
4	1'30.441 *	18.611 *	25.823	22.919 23.088 329.2
5	1'30.372 *	18.559	25.882	22.818 23.113 * 327.2
6	1'54.348 P	20.520	30.400	24.781 38.647 194.9
Run #	2	Front Tyre	Slick-Hard	Rear Tyre Slick-Medium
		6 Laps at start		6 Laps at start
7	7'52.834	17.623	28.819	24.220 23.842 260.8
8	<b>1'30.869</b>	18.708	25.885	23.137 23.139 325.3
9	<b>1'31.288</b>	18.548	26.298	23.123 23.319 325.3
10	<b>1'30.549</b>	18.602	25.902	22.826 23.219 324.3
11	<b>1'30.876</b>	18.650	25.965	22.935 23.326 323.3
12	1'57.581 P	21.539	30.151	26.219 39.672 214.7
Run #	3	Front Tyre	Slick-Soft	Rear Tyre Slick-Soft
		New Tyre		New Tyre
13	8'07.696	17.396	29.512	23.765 23.322 208.4
14	<b>1'29.624</b>	18.513	25.541	22.708 22.862 326.2
15	<b>1'35.203</b>	18.584	25.776	26.107 24.736 325.3
16	<b>1'30.433</b>	18.588	25.801	22.972 23.072 325.3
17	1'53.192 P	20.274	29.088	25.278 38.552 228.8
Run #	4	Front Tyre	Slick-Soft	Rear Tyre Slick-Soft
		5 Laps at start		New Tyre
18	5'49.909	17.272	27.810	24.682 23.968 278.3
19	<b>1'29.610</b>	18.404	25.737	22.616 22.853 329.2
20	<b>1'29.608</b>	18.448	25.696	22.584 22.880 332.3
21	1'51.649 P	19.729	28.372	25.416 38.132 295.8
Run #	5	Front Tyre	Slick-Soft	Rear Tyre Slick-Soft
		New Tyre		New Tyre

Lap	Lap Time	T1	T2	T3	T4	Speed
22	5'00.292	15.055	26.332	23.474	24.077	317.6
23	<b>1'32.870</b>	18.495	26.479	24.301	23.595	330.2
24	1'33.757 *	18.363	28.116 *	23.964	23.314	333.3
25	<b>1'29.642</b>	18.385	25.608	22.801	22.848	330.2

11th	12	Maverick VIÑALES	KTM	SPA
		Red Bull KTM Tech3		
		Runs=5	Total laps=28	Full laps=19 Valid laps=17
Run #	1	Front Tyre	Slick-Hard	Rear Tyre Slick-Medium
		4 Laps at start		New Tyre
1	2'24.003	16.137	28.080	24.323 23.783 308.5
2	<b>1'31.952</b>	18.831	26.362	23.377 23.382 331.2
3	<b>1'31.135</b>	18.667	26.048	23.157 23.263 332.3
4	<b>1'32.359</b>	18.548	26.695	23.612 23.504 332.3
5	1'31.607 *	18.640	26.113	23.056 23.798 * 331.2
6	<b>1'31.107</b>	18.625	26.055	23.046 23.381 333.3
7	<b>1'36.272</b>	18.693	25.955	27.455 24.169 333.3
8	<b>1'30.805</b>	18.648	25.918	22.938 23.301 331.2
9	<b>1'34.782</b>	18.665	26.078	25.800 24.239 328.2
10	<b>1'37.042</b>	18.791	26.965	25.950 25.336 328.2
11	<b>1'34.297</b>	18.850	26.456	24.079 24.912 329.2
12	1'58.130 P	18.777	35.787	25.229 38.337 330.2
Run #	2	Front Tyre	Slick-Soft	Rear Tyre Slick-Medium
		11 Laps at start		4 Laps at start
13	6'13.967	15.864	26.973	23.579 23.441 319.5
14	<b>1'31.958</b>	18.567	25.995	23.023 24.373 333.3
15	<b>1'30.938</b>	18.737	25.971	22.961 23.269 333.3
16	1'45.236 P	18.536	25.812	22.968 37.920 331.2
Run #	3	Front Tyre	Slick-Hard	Rear Tyre Slick-Soft
		New Tyre		New Tyre
17	5'21.227	16.122	27.063	23.889 23.893 322.3
18	<b>1'30.715</b>	18.562	25.813	23.099 23.241 331.2
19	<b>1'32.613</b>	18.598	26.449	24.335 23.231 332.3
20	1'46.131 P	18.511	25.807	23.857 37.956 333.3
Run #	4	Front Tyre	Slick-Hard	Rear Tyre Slick-Soft
		4 Laps at start		New Tyre
21	5'51.462 *	15.857	26.611	23.328 23.496 * 325.3
22	<b>1'30.411</b>	18.430	25.750	23.066 23.165 335.4
23	<b>1'32.619</b>	18.366	27.277	23.704 23.272 337.5
24	1'46.633 P	18.441	25.791	25.186 37.215 336.4
Run #	5	Front Tyre	Slick-Soft	Rear Tyre Slick-Soft
		New Tyre		New Tyre
25	4'51.084	16.079	26.650	23.572 23.681 309.4
26	<b>1'29.730</b>	18.345	25.535	22.745 23.105 336.4
27	1'30.444 *	18.252	26.114 *	23.093 22.985 337.5
28	<b>1'29.681</b>	18.320	25.564	22.744 23.053 335.4

12th	33	Brad BINDER	KTM	RSA
		Red Bull KTM Factory Racing		
		Runs=4	Total laps=26	Full laps=19 Valid laps=16
Run #	1	Front Tyre	Slick-Hard	Rear Tyre Slick-Medium
		New Tyre		New Tyre
1	1'56.330	16.770	28.421	24.466 23.771 257.1
2	<b>1'37.006</b>	18.563	27.300	27.243 23.900 332.3
3	<b>1'30.887</b>	18.374	26.136	23.237 23.140 334.3
4	1'30.342 *	18.493 *	25.860	22.998 22.991 336.4

**Fastest Lap:** Alex MARQUEZ BK8 Gresini Racina Mot SPA **1'29.020** 18.221 25.392 22.457 22.950

These data/results cannot be reproduced, stored and/or transmitted in whole or in part by any manner of electronic, mechanical, photocopying, recording, broadcasting or otherwise now known or herein after developed without the previous express consent by the copyright owner, except for reproduction in daily press and regular printed publications on sale to the public within 60 days of the event related to those data/results and always provided that copyright symbol appears together as follows below.

© DORNA, 2025

Official MotoGP Timing by TISSOT

www.motogp.com

Buriram, Friday, February 28, 2025

Page 4 of 8



## Practice

Lap	Lap Time	T1	T2	T3	T4	Speed
5	<b>1'30.593</b>	18.469	25.887	23.132	23.105	336.4
6	<b>1'30.251</b>	18.386	25.627	23.070	23.168	338.5
7	<b>1'30.679</b>	18.589	25.934	22.900	23.256	335.4
8	<b>1'48.729</b> P	18.513	26.795	24.938	38.483	335.4
Run #	2	Front Tyre	Slick-Hard	Rear Tyre	Slick-Medium	
		8 Laps at start		8 Laps at start		
9	8'27.604	21.081	27.000	23.601	23.484	295.8
10	<b>1'32.138</b>	18.542	26.096	23.273	24.227	334.3
11	<b>1'31.242</b>	18.591	26.039	23.165	23.447	335.4
12	<b>1'31.066</b>	18.479	25.920	23.131	23.536	334.3
13	1'31.621 *	18.586	26.161 *	23.200	23.674	336.4
14	<b>1'31.094</b>	18.695	25.935	23.127	23.337	334.3
15	<b>1'31.455</b>	18.749	25.981	23.203	23.522	333.3
16	<b>1'31.426</b>	18.654	25.987	23.353	23.432	334.3
17	<b>1'32.891</b>	18.867	26.701	23.647	23.676	331.2
18	<b>1'49.986</b> P	18.700	26.170	23.451	41.665	333.3
Run #	3	Front Tyre	Slick-Hard	Rear Tyre	Slick-Soft	
		New Tyre		New Tyre		
19	9'20.713	18.571	27.652	24.110	23.836	300.0
20	<b>1'29.804</b>	18.483	25.549	22.872	22.900	334.3
21	<b>1'29.695</b>	18.399	25.515	22.775	23.006	335.4
22	1'51.868 P	18.618	30.462	23.761	39.027	330.2
Run #	4	Front Tyre	Slick-Hard	Rear Tyre	Slick-Soft	
		4 Laps at start		New Tyre		
23	7'02.271	17.679	27.047	27.122	24.339	313.9
24	<b>1'33.199</b>	18.324	28.117	23.396	23.362	338.5
25	1'30.349 *	18.236	25.608 *	23.164	23.341	337.5
26	<b>1'29.783</b>	18.366	25.614	22.754	23.049	336.4

**13th 63** **Francesco BAGNAIA** DUCATI ITA  
Ducati Lenovo Team

Runs=6 Total laps=23 Full laps=13 Valid laps=10

Run #	1	Front Tyre	Slick-Hard	Rear Tyre	Slick-Soft	
		New Tyre		New Tyre		
1	2'28.864	16.581	29.062	24.375	23.986	250.5
2	<b>1'31.270</b>	18.562	26.192	23.258	23.258	335.4
3	<b>1'30.499</b>	18.392	25.970	23.046	23.091	334.3
4	<b>1'30.084</b>	18.348	25.770	22.980	22.986	336.4
5	1'30.552 *	18.457	25.787	22.921	23.387 *	334.3
6	<b>1'34.340</b>	18.541	27.845	24.312	23.642	337.5
7	1'47.327 P	18.443	25.798	26.201	36.885	335.4
Run #	2	Front Tyre	Slick-Hard	Rear Tyre	Slick-Soft	
		7 Laps at start		7 Laps at start		
8	8'25.803 P	17.676	28.485	24.057	36.587	274.8
Run #	3	Front Tyre	Slick-Hard	Rear Tyre	Slick-Soft	
		8 Laps at start		8 Laps at start		
9	4'57.584	15.969	26.984	23.417	23.331	313.0
10	<b>1'30.236</b>	18.453	25.746	22.893	23.144	334.3
11	<b>1'30.123</b>	18.494	25.614	22.902	23.113	334.3
12	<b>1'30.234</b>	18.440	25.832	22.841	23.121	335.4
13	<b>1'30.390</b>	18.405	25.687	23.116	23.182	335.4
14	1'46.679 P	18.497	26.741	24.321	37.120	334.3
Run #	4	Front Tyre	Slick-Hard	Rear Tyre	Slick-Soft	
		14 Laps at start		14 Laps at start		
15	8'16.692	16.576	27.101	23.560	23.495	314.8

**Fastest Lap:** Alex MARQUEZ BK8 Gresini Racina Mot SPA **1'29.020** 18.221 25.392 22.457 22.950

## MotoGP™

Lap	Lap Time	T1	T2	T3	T4	Speed
16	1'44.128 P	18.543	26.054	23.214	36.317	332.3
Run #	5	Front Tyre	Slick-Hard	Rear Tyre	Slick-Soft	
		New Tyre		New Tyre		
17	6'39.495	17.782	27.876	23.438	23.157	312.1
18	<b>1'29.711</b>	18.351	25.577	22.840	22.943	337.5
19	1'43.296 P	18.328	25.615	22.716	36.637	333.3
Run #	6	Front Tyre	Slick-Hard	Rear Tyre	Slick-Soft	
		3 Laps at start		New Tyre		
20	3'16.416	16.011	26.588	23.241	23.036	322.3
21	1'29.492 *	18.371	25.403	22.800	22.918 *	335.4
22	1'34.592 *	19.171	28.120 *	23.626	23.675	300.0
23	<b>1'37.133</b>	18.263	25.591	28.940	24.339	336.4

**14th 43** **Jack MILLER** YAMAHA AUS  
Prima Pramac Yamaha MotoGP

Runs=5 Total laps=21 Full laps=13 Valid laps=12

Run #	1	Front Tyre	Slick-Hard	Rear Tyre	Slick-Soft	
		New Tyre		New Tyre		
1	1'57.429	16.007	28.395	24.717	24.091	255.9
2	<b>1'31.479</b>	18.531	25.937	23.568	23.443	334.3
3	<b>1'30.531</b>	18.542	25.872	22.997	23.120	331.2
4	<b>1'36.304</b>	18.532	30.150	24.055	23.567	332.3
5	2'41.540 P	18.422	25.924	23.210	1'33.984	334.3
Run #	2	Front Tyre	Slick-Hard	Rear Tyre	Slick-Soft	
		5 Laps at start		5 Laps at start		
6	14'01.352	16.366	27.562	23.992	23.800	294.2
7	<b>1'31.605</b>	18.618	26.231	23.272	23.484	320.4
8	<b>1'33.191</b>	18.531	27.548	23.552	23.560	333.3
9	<b>1'31.165</b>	18.612	25.912	23.208	23.433	331.2
10	<b>1'31.137</b>	18.540	25.931	23.300	23.366	332.3
11	1'54.045 P	21.523	28.311	25.085	39.126	248.2
Run #	3	Front Tyre	Slick-Soft	Rear Tyre	Slick-Soft	
		6 Laps at start		11 Laps at start		
12	7'15.867 P	17.600	28.201	25.765	39.467	284.9
Run #	4	Front Tyre	Slick-Soft	Rear Tyre	Slick-Soft	
		New Tyre		New Tyre		
13	7'35.655	15.802	26.863	37.026	35.095	304.2
14	<b>1'35.786</b>	18.489	28.233	25.829	23.235	330.2
15	<b>1'30.391</b>	18.440	25.653	23.056	23.242	333.3
16	1'52.094 P	21.011	28.002	24.811	38.270	213.8
Run #	5	Front Tyre	Slick-Soft	Rear Tyre	Slick-Soft	
		4 Laps at start		New Tyre		
17	3'06.763	15.023	26.119	23.139	23.121	326.2
18	<b>1'29.746</b>	18.307	25.576	22.829	23.034	331.2
19	<b>1'42.373</b>	21.416	29.461	27.742	23.754	244.3
20	1'41.977 *	18.500	33.962 *	25.797	23.718	310.3
21	<b>1'45.563</b>	18.380	30.168	31.304	25.711	330.2

**15th 49** **Fabio DI GIANNANTONIO** DUCATI ITA  
Pertamina Enduro VR46 Racing Team

Runs=4 Total laps=21 Full laps=14 Valid laps=11

Run #	1	Front Tyre	Slick-Hard	Rear Tyre	Slick-Medium	
		New Tyre		New Tyre		
1	2'17.716	16.846	29.068	24.874	24.415	269.3
2	<b>1'32.657</b>	18.902	26.567	23.637	23.551	331.2

These data/results cannot be reproduced, stored and/or transmitted in whole or in part by any manner of electronic, mechanical, photocopying, recording, broadcasting or otherwise now known or herein after developed without the previous express consent by the copyright owner, except for reproduction in daily press and regular printed publications on sale to the public within 60 days of the event related to those data/results and always provided that copyright symbol appears together as follows below.

© DORNA, 2025

Official MotoGP Timing by TISSOT

www.motogp.com

Buriram, Friday, February 28, 2025

Page 5 of 8

Practice

MotoGP™

Lap	Lap Time	T1	T2	T3	T4	Speed
3	<b>1'31.194</b>	18.706	26.083	23.144	23.261	333.3
4	<b>1'31.147</b>	18.642	26.091	23.092	23.322	334.3
5	1'31.226 *	18.636	26.093	23.027	23.470 *	332.3
6	<b>1'31.281</b>	18.725	26.059	23.075	23.422	334.3
7	<b>1'30.952</b>	18.625	25.953	23.086	23.288	334.3
8	1'53.754 P	20.218 *	28.016	25.049	40.471	277.6
Run #	2	Front Tyre	Slick-Hard	Rear Tyre	Slick-Soft	
			8 Laps at start		New Tyre	
9	12'57.459	16.692	27.768	24.647	24.205	284.9
10	<b>1'31.369</b>	18.692	26.126	23.226	23.325	334.3
11	<b>1'30.681</b>	18.674	25.821	23.028	23.158	334.3
12	<b>1'30.524</b>	18.604	25.813	22.877	23.230	332.3
13	1'57.373 P	21.409	30.107	25.333	40.524	262.1
Run #	3	Front Tyre	Slick-Soft	Rear Tyre	Slick-Soft	
			New Tyre		New Tyre	
14	12'52.866	16.369	27.222	24.024	23.598	303.3
15	<b>1'32.778</b>	18.627	27.175	23.637	23.339	333.3
16	<b>1'30.066</b>	18.502	25.663	22.788	23.113	335.4
17	1'49.618 P	19.310	27.433	24.472	38.403	309.4
Run #	4	Front Tyre	Slick-Soft	Rear Tyre	Slick-Soft	
			4 Laps at start		New Tyre	
18	5'42.695	20.255	27.255	23.310	23.287	279.0
19	1'35.865 *	18.499	25.599	22.799	28.968 *	337.5
20	1'37.800 *	18.481	29.011 *	26.382	23.926	337.5
21	<b>1'29.753</b>	18.361	25.645	22.743	23.004	337.5

**16th 10 Luca MARINI** HONDA ITA  
Honda HRC Castrol  
Runs=6 Total laps=26 Full laps=15 Valid laps=14

Run #	1	Front Tyre	Slick-Hard	Rear Tyre	Slick-Medium	
			New Tyre		New Tyre	
1	1'58.459	16.649	28.608	23.971	23.803	273.4
2	<b>1'33.147</b>	18.676	27.584	23.557	23.330	331.2
3	<b>1'30.595</b>	18.584	25.908	22.972	23.131	326.2
4	<b>1'30.417</b>	18.570	25.737	23.008	23.102	327.2
5	<b>1'30.541</b>	18.692	25.799	22.949	23.101	325.3
6	<b>1'30.558</b>	18.646	25.736	23.001	23.175	325.3
7	1'48.630 P	21.450	26.861	23.867	36.452	306.8
Run #	2	Front Tyre	Slick-Hard	Rear Tyre	Slick-Medium	
			7 Laps at start		7 Laps at start	
8	6'01.618	15.472	26.817	23.313	23.496	305.0
9	<b>1'30.941</b>	18.675	25.960	23.074	23.232	327.2
10	<b>1'30.785</b>	18.658	25.885	23.044	23.198	325.3
11	<b>1'30.677</b>	18.635	25.806	23.060	23.176	325.3
12	1'50.620 P	18.778	29.583	24.375	37.884	323.3
Run #	3	Front Tyre	Slick-Hard	Rear Tyre	Slick-Medium	
			12 Laps at start		12 Laps at start	
13	5'33.614	15.881	27.943	24.062	25.498	297.5
14	<b>1'31.254</b>	18.635	25.967	23.351	23.301	328.2
15	1'44.738 P	18.708	25.919	23.156	36.955	325.3
Run #	4	Front Tyre	Slick-Soft	Rear Tyre	Slick-Soft	
			New Tyre		New Tyre	
16	7'06.958	16.223	27.232	23.477	23.125	295.8
17	<b>1'29.940</b>	18.571	25.539	22.877	22.953	324.3
18	<b>1'29.945</b>	18.618	25.561	22.800	22.966	323.3

Lap	Lap Time	T1	T2	T3	T4	Speed
19	1'48.554 P	19.462	27.104	24.010	37.978	316.7
Run #	5	Front Tyre	Slick-Soft	Rear Tyre	Slick-Soft	
			New Tyre		New Tyre	
20	4'48.302	15.533	26.985	23.290	23.373	305.0
21	<b>1'29.787</b>	18.527	25.554	22.824	22.882	329.2
22	<b>1'29.787</b>	18.522	25.558	22.767	22.940	326.2
23	1'51.797 P	20.836	28.887	24.377	37.697	301.6
Run #	6	Front Tyre	Slick-Soft	Rear Tyre	Slick-Soft	
			4 Laps at start		New Tyre	
24	2'57.767	17.143	26.188	24.839	23.089	269.3
25	<b>1'37.609</b>	18.431	27.819	26.227	25.132	329.2
26	1'30.976 *	18.474	26.301 *	22.928	23.273	327.2

**17th 42 Alex RINS** YAMAHA SPA  
Monster Energy Yamaha MotoGP Team  
Runs=5 Total laps=24 Full laps=15 Valid laps=12

Run #	1	Front Tyre	Slick-Hard	Rear Tyre	Slick-Soft	
			New Tyre		New Tyre	
1	1'53.629	16.089	28.257	24.714	24.076	313.0
2	<b>1'33.147</b>	19.000	27.132	23.432	23.583	325.3
3	<b>1'31.236</b>	18.803	25.957	23.104	23.372	326.2
4	<b>1'50.602</b>	35.384	27.626	24.169	23.423	300.8
5	1'34.012 *	18.782	27.814	23.852	23.564 *	328.2
6	1'47.886 P	18.814	28.623	23.355	37.094	329.2
Run #	2	Front Tyre	Slick-Hard	Rear Tyre	Slick-Soft	
			6 Laps at start		6 Laps at start	
7	10'44.665	16.456	28.263	24.314	23.690	320.4
8	<b>1'33.146</b>	18.764	26.218	24.564	23.600	326.2
9	<b>1'31.223</b>	18.797	25.795	23.171	23.460	327.2
10	<b>1'31.338</b>	18.788	25.880	23.177	23.493	328.2
11	1'48.959 P	18.725	28.827	24.146	37.261	328.2
Run #	3	Front Tyre	Slick-Hard	Rear Tyre	Slick-Medium	
			11 Laps at start		New Tyre	
12	4'45.437	15.858	26.980	23.672	23.406	321.4
13	<b>1'30.646</b>	18.648	25.676	23.106	23.216	328.2
14	<b>1'33.572</b>	20.467	26.265	23.500	23.340	321.4
15	<b>1'30.658</b>	18.673	25.667	23.110	23.208	326.2
16	1'48.814 P	19.864	26.847	24.309	37.794	319.5
Run #	4	Front Tyre	Slick-Hard	Rear Tyre	Slick-Soft	
			New Tyre		New Tyre	
17	8'19.486	15.752	26.779	23.494	23.470	320.4
18	<b>1'35.373</b>	18.596	29.877	23.559	23.341	330.2
19	<b>1'30.460</b>	18.551	25.672	23.108	23.129	335.4
20	1'48.183 P	19.848	27.235	23.862	37.238	318.5
Run #	5	Front Tyre	Slick-Hard	Rear Tyre	Slick-Soft	
			4 Laps at start		New Tyre	
21	4'31.792	15.792	26.676	23.259	23.250	315.7
22	1'29.798 *	18.489	25.517	22.760	23.032 *	334.3
23	1'34.116 *	18.854 *	27.909	23.542	23.811	323.3
24	<b>1'29.982</b>	18.441	25.559	22.809	23.173	334.3

**Fastest Lap:** Alex MARQUEZ BK8 Gresini Racina Mot SPA **1'29.020** 18.221 25.392 22.457 22.950

These data/results cannot be reproduced, stored and/or transmitted in whole or in part by any manner of electronic, mechanical, photocopying, recording, broadcasting or otherwise now known or herein after developed without the previous express consent by the copyright owner, except for reproduction in daily press and regular printed publications on sale to the public within 60 days of the event related to those data/results and always provided that copyright symbol appears together as follows below.  
 \* DORNA, 2025





Practice

MotoGP™

Lap	Lap Time	T1	T2	T3	T4	Speed
<b>18th</b>	<b>88</b>	<b>Miguel OLIVEIRA</b>		YAMAHA		POR
		Prima Pramac Yamaha MotoGP				
		Runs=5	Total laps=24	Full laps=15	Valid laps=13	
Run #	1	Front Tyre	Slick-Hard	Rear Tyre	Slick-Soft	
		4 Laps at start		4 Laps at start		
1	1'57.187	17.561	28.864	25.299	24.131	285.7
2	<b>1'35.422</b>	18.740	28.155	24.897	23.630	334.3
3	<b>1'33.982</b>	18.816	26.327	24.611	24.228	332.3
4	1'31.304 *	18.677 *	26.179	23.151	23.297	332.3
5	<b>1'31.525</b>	18.566	26.118	23.318	23.523	333.3
6	1'49.852 P	19.775	28.049	24.508	37.520	281.2
Run #	2	Front Tyre	Slick-Hard	Rear Tyre	Slick-Soft	
		10 Laps at start		10 Laps at start		
7	9'41.433	17.262	27.512	24.193	23.911	295.0
8	<b>1'31.820</b>	18.702	26.374	23.263	23.481	328.2
9	<b>1'34.304</b>	18.638	27.535	24.331	23.800	331.2
10	<b>1'31.710</b>	18.788	26.147	23.217	23.558	330.2
11	<b>1'34.947</b>	20.038	27.168	23.648	24.093	316.7
12	1'46.990 P	18.699	26.575	24.220	37.496	331.2
Run #	3	Front Tyre	Slick-Hard	Rear Tyre	Slick-Medium	
		16 Laps at start		New Tyre		
13	4'56.916	17.309	27.127	24.538	23.840	311.2
14	<b>1'31.072</b>	18.711	25.917	23.215	23.229	329.2
15	<b>1'31.144</b>	18.734	25.901	23.020	23.489	329.2
16	1'50.876 P	20.598	29.007	24.349	36.922	299.1
Run #	4	Front Tyre	Slick-Hard	Rear Tyre	Slick-Soft	
		New Tyre		New Tyre		
17	9'21.036	16.616	27.325	23.820	23.888	314.8
18	<b>1'30.991</b>	18.510	26.127	23.065	23.289	333.3
19	<b>1'38.863</b>	18.483	32.469	24.251	23.660	335.4
20	1'43.977 P	18.499	25.745	23.055	36.678	334.3
Run #	5	Front Tyre	Slick-Hard	Rear Tyre	Slick-Soft	
		4 Laps at start		New Tyre		
21	3'34.652	18.108	26.527	23.518	23.523	306.8
22	<b>1'30.263</b>	18.501	25.823	22.863	23.076	332.3
23	<b>1'29.985</b>	18.447	25.661	22.809	23.068	332.3
24	1'40.973 *	22.612	28.595 *	24.611	25.155	274.8

<b>19th</b>	<b>23</b>	<b>Enea BASTIANINI</b>		KTM		ITA
		Red Bull KTM Tech3				
		Runs=4	Total laps=21	Full laps=14	Valid laps=12	
Run #	1	Front Tyre	Slick-Hard	Rear Tyre	Slick-Soft	
		New Tyre		New Tyre		
1	3'46.896	16.759	28.076	24.328	23.734	299.1
2	<b>1'31.708</b>	18.757	26.236	23.352	23.363	333.3
3	<b>1'31.156</b>	18.646	26.157	23.056	23.297	331.2
4	1'35.097 *	18.745	27.121	24.196	25.035 *	332.3
5	<b>1'31.212</b>	18.568	26.243	23.007	23.394	334.3
6	<b>1'30.954</b>	18.595	26.019	23.071	23.269	334.3
7	1'47.470 P	19.264	27.200	23.828	37.178	322.3
Run #	2	Front Tyre	Slick-Hard	Rear Tyre	Slick-Soft	
		7 Laps at start		7 Laps at start		
8	11'00.874	16.322	27.124	24.188	23.646	320.4
9	<b>1'31.412</b>	18.692	26.127	23.178	23.415	331.2
10	<b>1'31.530</b>	18.658	26.145	23.224	23.503	333.3

Lap	Lap Time	T1	T2	T3	T4	Speed
11	<b>1'31.115</b>	18.573	25.955	23.174	23.413	333.3
12	<b>1'31.136</b>	18.573	25.995	23.098	23.470	332.3
13	1'49.461 P	21.467	26.732	23.854	37.408	322.3
Run #	3	Front Tyre	Slick-Soft	Rear Tyre	Slick-Soft	
		New Tyre		New Tyre		
14	11'32.187	16.863	27.031	23.681	23.648	318.5
15	<b>1'31.963</b>	18.610	26.512	23.540	23.301	333.3
16	<b>1'30.239</b>	18.397	25.707	22.877	23.258	334.3
17	1'46.059 P	18.515	26.069	24.150	37.325	333.3
Run #	4	Front Tyre	Slick-Soft	Rear Tyre	Slick-Soft	
		4 Laps at start		New Tyre		
18	7'45.778	15.677	27.016	23.449	23.769	308.5
19	<b>1'37.882</b>	18.450	29.743	26.266	23.423	336.4
20	1'33.749 *	18.476	26.507 *	25.127	23.639	336.4
21	<b>1'30.165</b>	18.374	25.869	22.818	23.104	335.4

<b>20th</b>	<b>54</b>	<b>Fermin ALDEGUER</b>		DUCATI		SPA
		BK8 Gresini Racing MotoGP				
		Runs=4	Total laps=24	Full laps=17	Valid laps=16	
Run #	1	Front Tyre	Slick-Hard	Rear Tyre	Slick-Soft	
		New Tyre		New Tyre		
1	1'37.194	16.787	28.527	23.845	23.706	293.4
2	<b>1'32.069</b>	18.794	26.737	23.294	23.244	328.2
3	<b>1'30.846</b>	18.781	25.888	23.086	23.091	331.2
4	<b>1'30.604</b>	18.558	25.973	22.915	23.158	331.2
5	<b>1'30.510</b>	18.495	25.925	22.947	23.143	331.2
6	<b>1'37.258</b>	18.686	25.969	24.856	27.747	331.2
7	<b>1'31.276</b>	18.649	25.916	23.356	23.355	332.3
8	<b>1'30.615</b>	18.627	25.910	22.933	23.145	332.3
9	<b>1'30.566</b>	18.544	25.863	22.953	23.206	330.2
10	1'51.495 P	19.653	27.947	25.706	38.189	305.9
Run #	2	Front Tyre	Slick-Hard	Rear Tyre	Slick-Soft	
		10 Laps at start		10 Laps at start		
11	12'59.084	16.168	27.596	24.279	23.645	312.1
12	<b>1'31.714</b>	18.714	26.363	23.280	23.357	330.2
13	<b>1'30.760</b>	18.541	25.856	23.110	23.253	330.2
14	<b>1'30.881</b>	18.553	25.850	23.080	23.398	331.2
15	<b>1'41.154</b>	18.744	31.270	25.930	25.210	326.2
16	1'48.373 P	18.739	26.169	23.884	39.581	330.2
Run #	3	Front Tyre	Slick-Hard	Rear Tyre	Slick-Soft	
		New Tyre		New Tyre		
17	8'22.699	15.639	27.411	23.532	23.500	304.2
18	<b>1'31.151</b>	18.634	25.781	22.951	23.785	326.2
19	<b>1'34.705</b>	18.507	28.275	24.120	23.803	333.3
20	1'48.090 P	18.456	28.072	24.032	37.530	336.4
Run #	4	Front Tyre	Slick-Hard	Rear Tyre	Slick-Soft	
		4 Laps at start		New Tyre		
21	5'51.259	18.060	28.532	23.703	23.612	290.3
22	<b>1'30.269</b>	18.522	25.760	22.954	23.033	333.3
23	<b>1'34.063</b>	18.334	26.968	25.116	23.645	335.4
24	1'30.145 *	18.463	25.778 *	22.825	23.079	333.3

**Fastest Lap:** Alex MARQUEZ BK8 Gresini Racina Mot SPA **1'29.020** 18.221 25.392 22.457 22.950

These data/results cannot be reproduced, stored and/or transmitted in whole or in part by any manner of electronic, mechanical, photocopying, recording, broadcasting or otherwise now known or herein after developed without the previous express consent by the copyright owner, except for reproduction in daily press and regular printed publications on sale to the public within 60 days of the event related to those data/results and always provided that copyright symbol appears together as follows below.

© DORNA, 2025

Official MotoGP Timing by TISSOT

www.motogp.com

Buriram, Friday, February 28, 2025

Page 7 of 8



## Practice

## MotoGP™

Lap	Lap Time	T1	T2	T3	T4	Speed	Lap	Lap Time	T1	T2	T3	T4	Speed			
<b>21st</b>	<b>35</b>	<b>Somkiat CHANTRA</b>				HONDA	THA	12	<b>1'41.811</b>	19.053	26.503	25.987	30.268	321.4		
		IDEMITSU Honda LCR						13	<b>1'44.682</b>	18.972	30.866	25.473	29.371	330.2		
		Runs=5	Total laps=23	Full laps=14	Valid laps=12			14	<b>1'39.050</b>	19.051	27.949	25.567	26.483	325.3		
<b>Run #</b>	<b>1</b>	<b>Front Tyre</b>	<b>Slick-Hard</b>	<b>Rear Tyre</b>	<b>Slick-Medium</b>			15	<b>1'32.681</b>	18.910	26.365	23.586	23.820	324.3		
			<b>New Tyre</b>		<b>New Tyre</b>			16	<b>1'32.846</b>	19.017	26.457	23.574	23.798	326.2		
1	1'54.013	16.210	28.713	26.828	24.024	305.9		17	<b>1'41.306</b>	19.027	27.917	27.162	27.200	325.3		
2	<b>1'39.614</b>	18.675	27.808	29.365	23.766	317.6		18	1'49.768 P	18.994	27.470	25.929	37.375	327.2		
3	<b>1'30.968</b>	18.388	26.070	23.166	23.344	332.3		<b>Run #</b>	<b>3</b>	<b>Front Tyre</b>	<b>Slick-Hard</b>	<b>Rear Tyre</b>	<b>Slick-Soft</b>			
4	1'31.781 *	18.477 *	26.722	23.185	23.397	333.3					<b>New Tyre</b>	<b>New Tyre</b>				
5	<b>1'30.665</b>	18.443	25.886	23.140	23.196	332.3		19	8'57.666	31.022	27.959	23.309	23.468	201.8		
6	1'54.338 P	18.644	28.331	28.961	38.402	315.7		20	<b>1'31.024</b>	18.540	26.093	23.042	23.349	335.4		
<b>Run #</b>	<b>2</b>	<b>Front Tyre</b>	<b>Slick-Hard</b>	<b>Rear Tyre</b>	<b>Slick-Medium</b>			21	1'58.168 P	24.493	27.903	27.989	37.783	237.8		
			<b>6 Laps at start</b>		<b>6 Laps at start</b>			<b>Run #</b>	<b>4</b>	<b>Front Tyre</b>	<b>Slick-Hard</b>	<b>Rear Tyre</b>	<b>Slick-Soft</b>			
7	8'50.191	16.919	28.501	24.468	23.593	292.6					<b>3 Laps at start</b>	<b>New Tyre</b>				
8	<b>1'31.363</b>	18.756	26.091	23.176	23.340	325.3		22	4'52.582	15.133	27.074	23.691	23.318	318.5		
9	<b>1'31.111</b>	18.652	26.104	23.062	23.293	325.3		23	<b>1'32.831</b>	18.544	26.954	23.708	23.625	334.3		
10	<b>1'31.136</b>	18.695	25.933	23.033	23.475	331.2		24	1'48.422 *	18.606	29.476 *	29.597	30.743	334.3		
11	<b>1'31.001</b>	18.564	25.927	23.198	23.312	326.2										
12	1'49.717 P	19.504	27.749	24.362	38.102	303.3										
<b>Run #</b>	<b>3</b>	<b>Front Tyre</b>	<b>Slick-Hard</b>	<b>Rear Tyre</b>	<b>Slick-Soft</b>											
			<b>12 Laps at start</b>		<b>New Tyre</b>											
13	7'10.925	16.880	27.774	24.647	24.300	305.9										
14	<b>1'30.835</b>	18.613	25.853	22.958	23.411	326.2										
15	1'49.231 P	18.641	25.836	27.562	37.192	325.3										
<b>Run #</b>	<b>4</b>	<b>Front Tyre</b>	<b>Slick-Hard</b>	<b>Rear Tyre</b>	<b>Slick-Soft</b>											
			<b>New Tyre</b>		<b>New Tyre</b>											
16	9'12.875	16.054	28.107	24.116	23.950	304.2										
17	<b>1'30.286</b>	18.427	25.917	22.899	23.043	331.2										
18	<b>1'30.584</b>	18.422	25.790	22.877	23.495	331.2										
19	1'50.445 P	19.845	28.507	24.048	38.045	316.7										
<b>Run #</b>	<b>5</b>	<b>Front Tyre</b>	<b>Slick-Hard</b>	<b>Rear Tyre</b>	<b>Slick-Soft</b>											
			<b>4 Laps at start</b>		<b>New Tyre</b>											
20	5'02.817	15.815	27.452	23.330	23.679	298.3										
21	<b>1'30.685</b>	18.534	25.819	23.084	23.248	330.2										
22	1'35.068 *	18.478	27.587 *	24.991	24.012	333.3										
23	<b>1'31.366</b>	18.472	25.955	23.213	23.726	328.2										
<b>22nd</b>	<b>32</b>	<b>Lorenzo SAVADORI</b>				APRILIA	ITA									
		Aprilia Racing														
		Runs=4	Total laps=24	Full laps=17	Valid laps=15											
<b>Run #</b>	<b>1</b>	<b>Front Tyre</b>	<b>Slick-Hard</b>	<b>Rear Tyre</b>	<b>Slick-Soft</b>											
			<b>New Tyre</b>		<b>New Tyre</b>											
1	2'18.261	15.801	34.428	25.023	24.605	263.4										
2	<b>1'32.791</b>	18.981	26.536	23.503	23.771	329.2										
3	<b>1'42.488</b>	18.879	31.763	26.975	24.871	329.2										
4	<b>1'32.110</b>	18.837	26.384	23.365	23.524	329.2										
5	1'42.959 *	18.910	30.932	26.857	26.260 *	326.2										
6	<b>1'31.698</b>	18.832	26.254	23.250	23.362	331.2										
7	<b>1'32.425</b>	18.815	26.136	23.638	23.836	329.2										
8	<b>1'32.006</b>	18.957	26.204	23.259	23.586	328.2										
9	<b>1'32.435</b>	18.958	26.391	23.330	23.756	323.3										
10	1'55.700 P	21.666	29.997	25.591	38.446	305.0										
<b>Run #</b>	<b>2</b>	<b>Front Tyre</b>	<b>Slick-Hard</b>	<b>Rear Tyre</b>	<b>Slick-Soft</b>											
			<b>10 Laps at start</b>		<b>10 Laps at start</b>											
11	10'46.290	16.598	27.910	25.103	27.410	296.7										
<b>Fastest Lap:</b>	Alex MARQUEZ	BK8 Gresini Racina Mot	SPA	<b>1'29.020</b>	18.221	25.392	22.457	22.950								

These data/results cannot be reproduced, stored and/or transmitted in whole or in part by any manner of electronic, mechanical, photocopying, recording, broadcasting or otherwise now known or herein after developed without the previous express consent by the copyright owner, except for reproduction in daily press and regular printed publications on sale to the public within 60 days of the event related to those data/results and always provided that copyright symbol appears together as follows below.

© DORNA, 2025

Official MotoGP Timing by  TISSOT

www.motogp.com

Buriram, Friday, February 28, 2025

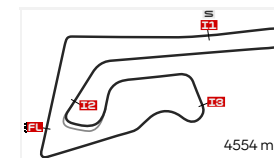
Page 8 of 8



# BEST PARTIAL TIMES

## PT GRAND PRIX OF THAILAND

### PRACTICE



Chang International Circuit

*IT* Ideal Lap Time, sum of the best partial times

*BT* Best Lap Time

Pos	T1		T2		T3		T4		Pos	IT		BT
	Rider	Time	Rider	Time	Rider	Time	Rider	Time		Rider	Time	
1	A.MARQUEZ	18.196	M.MARQUEZ	25.352	A.MARQUEZ	22.457	P.ACOSTA	22.799	1	A.MARQUEZ	1'28.857	1'29.020 (1)
2	<b>F.MORBIDELLI</b>	<b>18.198</b>	<b>A.OGURA</b>	<b>25.379</b>	<b>M.MARQUEZ</b>	<b>22.531</b>	<b>A.MARQUEZ</b>	<b>22.812</b>	2	M.MARQUEZ	1'28.915	1'29.072 (2)
3	M.MARQUEZ	18.217	P.ACOSTA	25.386	F.MORBIDELLI	22.563	M.MARQUEZ	22.815	3	P.ACOSTA	1'29.079	1'29.262 (3)
4	<b>B.BINDER</b>	<b>18.236</b>	<b>A.MARQUEZ</b>	<b>25.392</b>	<b>J.ZARCO</b>	<b>22.584</b>	<b>J.MIR</b>	<b>22.846</b>	4	F.MORBIDELLI	1'29.081	1'29.306 (5)
5	M.VIÑALES	18.252	F.BAGNAIA	25.403	R.FERNANDEZ	22.608	J.ZARCO	22.848	5	M.BEZZECCHI	1'29.255	1'29.267 (4)
6	<b>F.BAGNAIA</b>	<b>18.263</b>	<b>J.MIR</b>	<b>25.413</b>	<b>P.ACOSTA</b>	<b>22.611</b>	<b>F.QUARTARARO</b>	<b>22.850</b>	6	J.MIR	1'29.266	1'29.398 (6)
7	P.ACOSTA	18.283	M.BEZZECCHI	25.425	M.BEZZECCHI	22.661	M.BEZZECCHI	22.866	7	F.BAGNAIA	1'29.325	1'29.711 (13)
8	<b>M.BEZZECCHI</b>	<b>18.303</b>	<b>F.MORBIDELLI</b>	<b>25.440</b>	<b>J.MIR</b>	<b>22.667</b>	<b>F.MORBIDELLI</b>	<b>22.880</b>	8	J.ZARCO	1'29.336	1'29.608 (10)
9	J.MILLER	18.307	B.BINDER	25.515	F.QUARTARARO	22.698	L.MARINI	22.882	9	B.BINDER	1'29.405	1'29.695 (12)
10	<b>R.FERNANDEZ</b>	<b>18.314</b>	<b>A.RINS</b>	<b>25.517</b>	<b>F.BAGNAIA</b>	<b>22.716</b>	<b>B.BINDER</b>	<b>22.900</b>	10	R.FERNANDEZ	1'29.417	1'29.462 (7)
11	F.QUARTARARO	18.323	R.FERNANDEZ	25.527	A.OGURA	22.728	F.BAGNAIA	22.943	11	A.OGURA	1'29.454	1'29.597 (9)
12	<b>F.ALDEGUER</b>	<b>18.334</b>	<b>M.VIÑALES</b>	<b>25.535</b>	<b>F.DI GIANNANT</b>	<b>22.743</b>	<b>R.FERNANDEZ</b>	<b>22.968</b>	12	F.QUARTARARO	1'29.469	1'29.485 (8)
13	J.MIR	18.340	L.MARINI	25.539	M.VIÑALES	22.744	M.VIÑALES	22.985	13	M.VIÑALES	1'29.516	1'29.681 (11)
14	<b>A.OGURA</b>	<b>18.350</b>	<b>J.ZARCO</b>	<b>25.541</b>	<b>B.BINDER</b>	<b>22.754</b>	<b>A.OGURA</b>	<b>22.997</b>	14	L.MARINI	1'29.619	1'29.787 (16)
15	F.DI GIANNANT	18.361	J.MILLER	25.576	A.RINS	22.760	F.DI GIANNANT	23.004	15	F.DI GIANNANTONI	1'29.707	1'29.753 (15)
16	<b>J.ZARCO</b>	<b>18.363</b>	<b>F.QUARTARARO</b>	<b>25.598</b>	<b>L.MARINI</b>	<b>22.767</b>	<b>F.ALDEGUER</b>	<b>23.033</b>	16	J.MILLER	1'29.746	1'29.746 (14)
17	E.BASTIANINI	18.374	F.DI GIANNANT	25.599	M.OLIVEIRA	22.809	J.MILLER	23.034	17	A.RINS	1'29.847	1'29.982 (17)
18	<b>S.CHANTRA</b>	<b>18.388</b>	<b>M.OLIVEIRA</b>	<b>25.661</b>	<b>E.BASTIANINI</b>	<b>22.818</b>	<b>S.CHANTRA</b>	<b>23.043</b>	18	F.ALDEGUER	1'29.952	1'30.269 (20)
19	L.MARINI	18.431	E.BASTIANINI	25.707	F.ALDEGUER	22.825	M.OLIVEIRA	23.068	19	M.OLIVEIRA	1'29.985	1'29.985 (18)
20	<b>A.RINS</b>	<b>18.441</b>	<b>F.ALDEGUER</b>	<b>25.760</b>	<b>J.MILLER</b>	<b>22.829</b>	<b>E.BASTIANINI</b>	<b>23.104</b>	20	E.BASTIANINI	1'30.003	1'30.165 (19)
21	M.OLIVEIRA	18.447	S.CHANTRA	25.790	S.CHANTRA	22.877	A.RINS	23.129	21	S.CHANTRA	1'30.098	1'30.286 (21)
22	<b>L.SAVADORI</b>	<b>18.540</b>	<b>L.SAVADORI</b>	<b>26.093</b>	<b>L.SAVADORI</b>	<b>23.042</b>	<b>L.SAVADORI</b>	<b>23.318</b>	22	L.SAVADORI	1'30.993	1'31.024 (22)

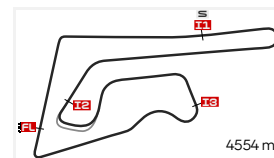
These data/results cannot be reproduced, stored and/or transmitted in whole or in part by any manner of electronic, mechanical, photocopying, recording, broadcasting or otherwise now known or herein after developed without the previous express consent by the copyright owner, except for reproduction in daily press and regular printed publications on sale to the public within 60 days of the event related to those data/results and always provided that copyright symbol appears together as follows below.

© DORNA, 2025

# FASTEST LAPS SEQUENCE

## PT GRAND PRIX OF THAILAND

### PRACTICE



Chang International Circuit

Practice Time	#	Rider	Nation	Motorcycle	Time	Km/h	Rider's Lap
<b>3'09.263</b>	54	<b>Fermin ALDEGUER</b>	SPA	DUCATI	<b>1'32.069</b>	178.0	2
<b>3'28.908</b>	43	<b>Jack MILLER</b>	AUS	YAMAHA	<b>1'31.479</b>	179.2	2
<b>3'40.332</b>	73	<b>Alex MARQUEZ</b>	SPA	DUCATI	<b>1'31.417</b>	179.3	2
<b>3'40.766</b>	79	<b>Ai OGURA</b>	JPN	APRILIA	<b>1'31.133</b>	179.8	2
<b>3'40.967</b>	5	<b>Johann ZARCO</b>	FRA	HONDA	<b>1'30.484</b>	181.1	2
<b>5'00.734</b>	37	<b>Pedro ACOSTA</b>	SPA	KTM	<b>1'30.372</b>	181.4	3
<b>5'10.641</b>	73	<b>Alex MARQUEZ</b>	SPA	DUCATI	<b>1'30.309</b>	181.5	3
<b>5'31.111</b>	36	<b>Joan MIR</b>	SPA	HONDA	<b>1'30.063</b>	182.0	3
<b>5'37.608</b>	93	<b>Marc MARQUEZ</b>	SPA	DUCATI	<b>1'30.044</b>	182.0	3
<b>11'01.266</b>	37	<b>Pedro ACOSTA</b>	SPA	KTM	<b>1'30.039</b>	182.0	7
<b>20'24.018</b>	93	<b>Marc MARQUEZ</b>	SPA	DUCATI	<b>1'29.850</b>	182.4	9
<b>35'40.774</b>	5	<b>Johann ZARCO</b>	FRA	HONDA	<b>1'29.624</b>	182.9	14
<b>47'10.789</b>	37	<b>Pedro ACOSTA</b>	SPA	KTM	<b>1'29.509</b>	183.1	17
<b>47'58.273</b>	93	<b>Marc MARQUEZ</b>	SPA	DUCATI	<b>1'29.374</b>	183.4	20
<b>49'27.470</b>	93	<b>Marc MARQUEZ</b>	SPA	DUCATI	<b>1'29.197</b>	183.7	21
<b>1:00'55.688</b>	73	<b>Alex MARQUEZ</b>	SPA	DUCATI	<b>1'29.020</b>	184.1	23

These data/results cannot be reproduced, stored and/or transmitted in whole or in part by any manner of electronic, mechanical, photocopying, recording, broadcasting or otherwise now known or herein after developed without the previous express consent by the copyright owner, except for reproduction in daily press and regular printed publications on sale to the public within 60 days of the event related to those data/results and always provided that copyright symbol appears together as follows below.

© DORNA, 2025

Official MotoGP Timing by [www.motogp.com](http://www.motogp.com)

Buriram, Friday, February 28, 2025